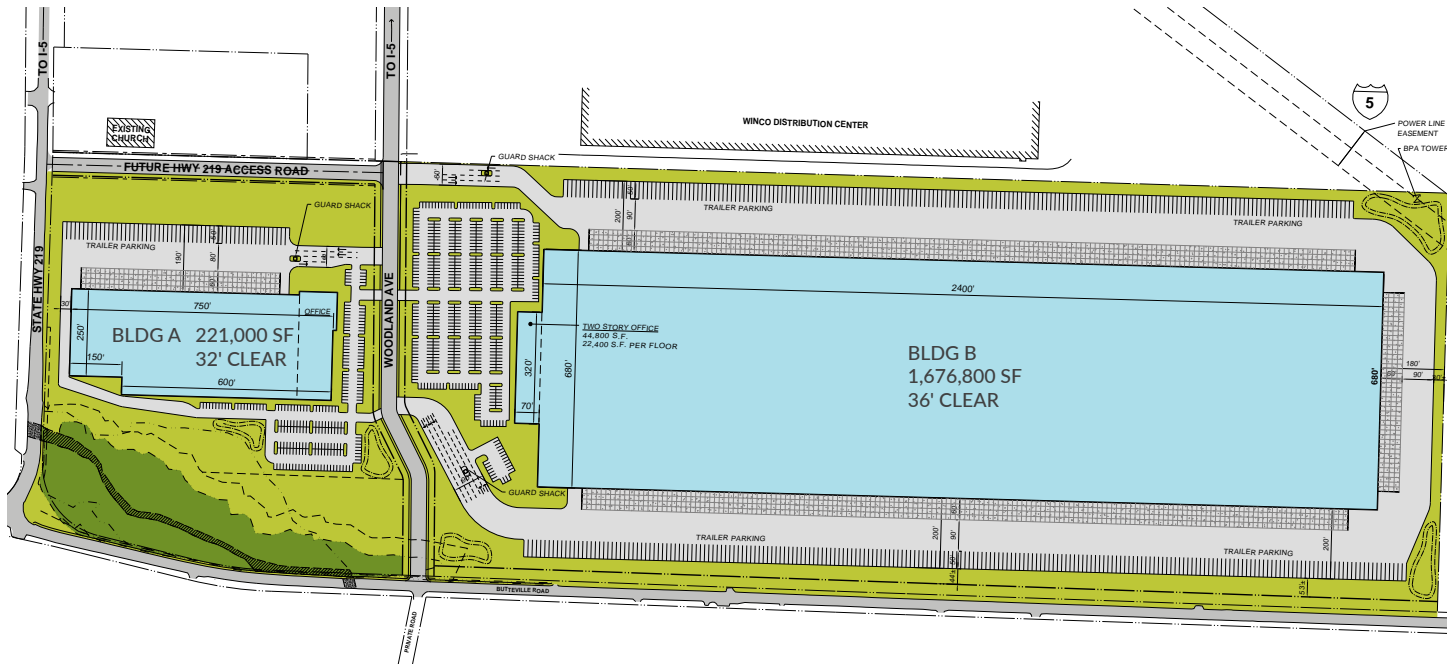




**I-5 LOGISTICS CENTER™**  
SPECHT DEVELOPMENT

# Option 1



## Building A

Square Feet	221,000
Clear Height	32'
Docks Doors	37
Trailer Spaces	54
Parking Spaces	223
Office	Build-to-Suit

## Building B

Square Feet	1,676,800	Office SF	22,400-44,800
Clear Height	36'	Office Stories	1-2
Docks Doors	321		
Trailer Spaces	400		
Parking Spaces	531		

## Leasing Information

Steven Klein  
503.221.2260  
sklein@kiddermathews.com

Patricia Loveall, SIOR  
206.248.7340  
ploveall@kiddermathews.com

Peter Stalick  
503.221.2272  
pstalick@kiddermathews.com

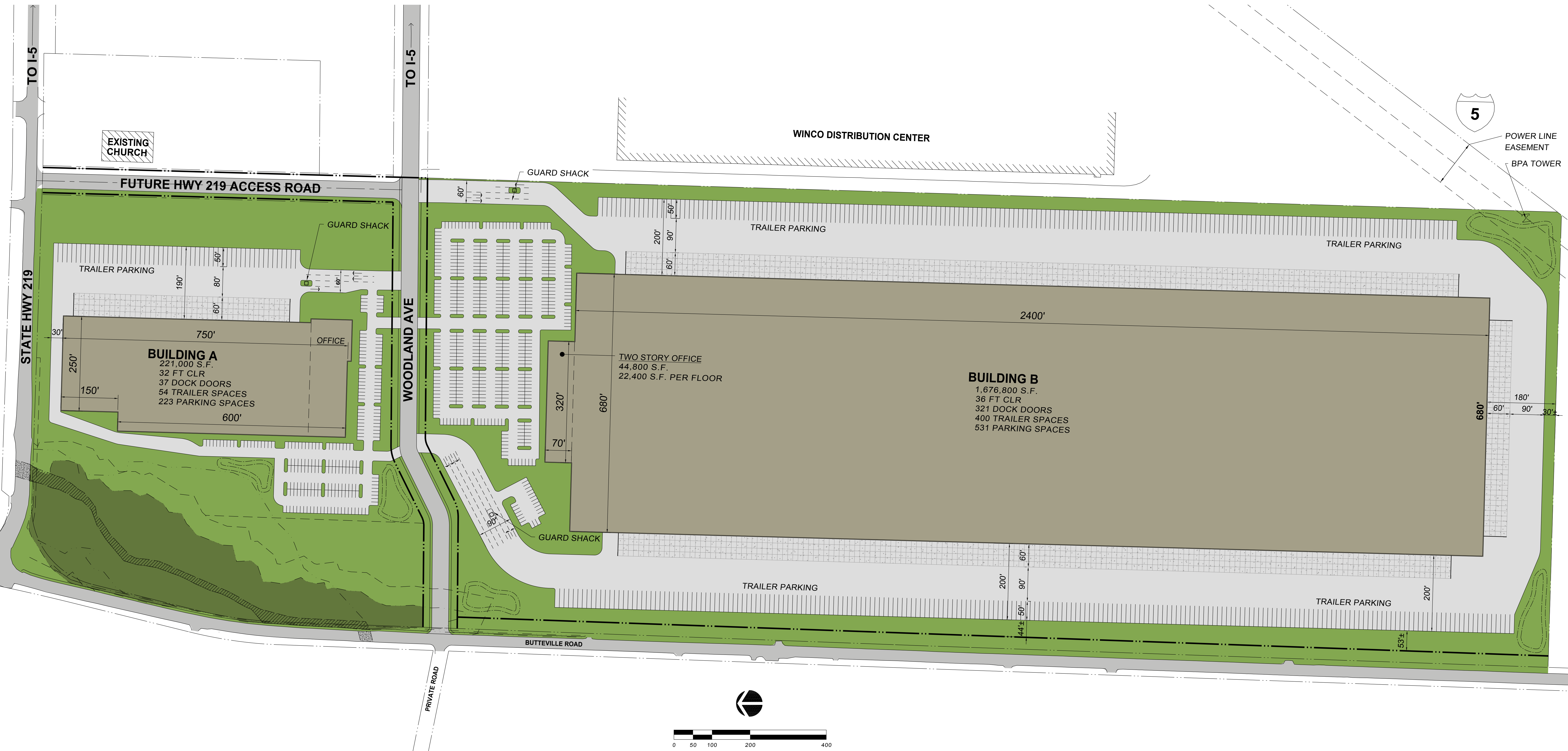
i5logisticscenter.com  
kiddermathews.com

This information supplied herein is from sources we deem reliable. It is provided without any representation, warranty or guarantee, expressed or implied as to its accuracy. Prospective Buyer or Tenant should conduct an independent investigation and verification of all matters deemed to be material, including, but not limited to, statements of income and expenses. Consult your attorney, accountant, or other professional advisor.




# I-5 Logistics Center

OPTION ONE  
Woodburn, OR



SITE	NET SITE AREA	BUILDING AREA	PARKING SPACES	PARKING RATIO	TRAILER SPACES	DOCK DOORS	DOCK DR. RATIO
BUILDING A	18.88 AC (822,984 SF)	221,000 S.F.	223	1/1000	54	37	1/5900
BUILDING B	78 AC (3,402,907 SF)	1,676,800 S.F.	531	0.3/1000	400	321	1/5200
TOTAL	97.0 AC (4,225,891 SF)	1,897,800 S.F.	754	0.4/1000	454	358	1/5300

JANUARY 13, 2016  
2150228.00



Architecture • Interiors • Planning • Engineering

Portland, OR 503.224.9560 Vancouver, WA 360.695.7879 Seattle, WA 206.749.9993

**MACKENZIE.**

www.mcknze.com

DESIGN DRIVEN | CLIENT FOCUSED

